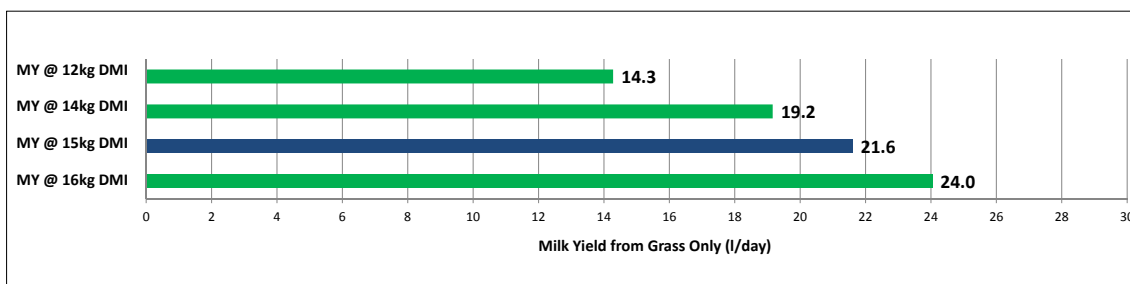


17/05/2017

Week 5: Samples 8th May 2017

GrassWatch Report 2017: Southern Milling Monitor Farms
Grass Quality

	SMMonitor Farms (n=5)	Overall Minimum	Overall Average (n=11)	Overall Maximum
Dry Matter (%)	18.4	16.1	19.4	25.9
Est ME (MJ/kg DM)	12.2	1.8	12.3	12.8
Crude Protein (%)	24.6	10.3	22.0	32.5
NDF (%)	37	29	35	42
Oil A (%)	4.8	3.1	4.5	5.4
Free Nitrates (mg/kg)	270	100	235	750

Predicted Milk Yield From Grass Only: Average Monitor Farms


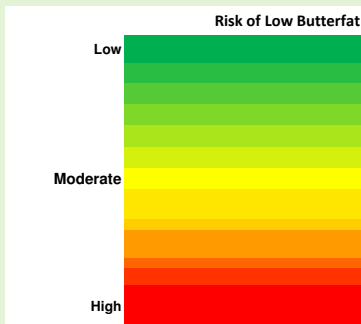
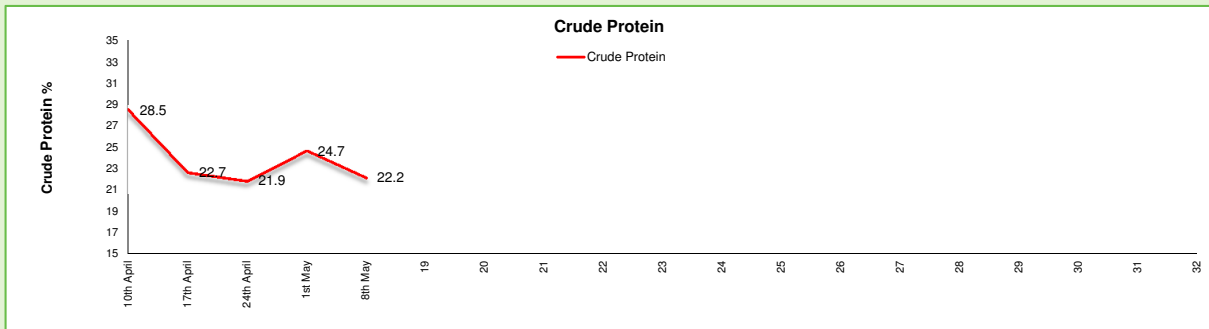

Energy from Grass @ 12kg DMI	146	MJ/day
Energy from Grass @ 15kg DMI	183	MJ/day
Energy required for 24 litres	195	MJ/day
Energy required for 30 litres	225	MJ/day

	Compound Required, kg/ day	
	12kg DMI	15kg DMI
24 litres	4.50	1.1
26 litres	5.4	2
28 litres	6.4	3.0
30 litres	7.3	3.9

Weekly Grass Growths (Agrinet)



Weekly Grazing Information: Average



	Average	Farm
RFC Intake	196	174
Acid Load	43	41
Fibre Index	152	159
RUFAL Intake	15	16

	Average	Farm
NFEPB (g/kg DM)	62	87
NFEPB (g/day)	930	1305
Grass Excess N	116	161
Est Milk Loss (l/h/d)*	0.76	1.14

* Estimated milk loss from excess N in grass only